

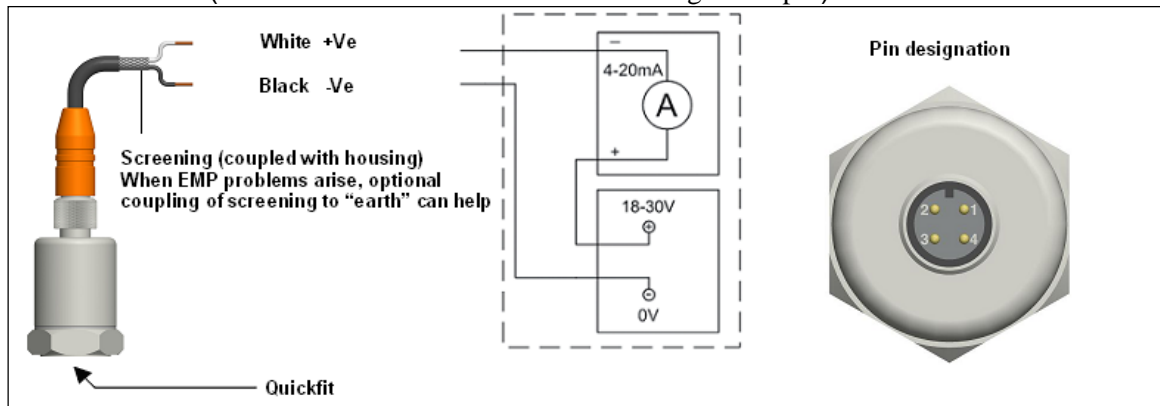
Technical Specifications

VIB 1185AQS-0XX

Status Pro Maschinenmesstechnik GmbH
 Mausegatt 19, 44866 Bochum
 Tel.: 02327 / 9881-0
 Fax: 02327 / 9881-81
 Email: info@statuspro.de



Product: VIB 1185AQS-010, -020, -050
 (Vibration transducer with 4 to 20 mA signal output)



Application

The VIB 1185AQS-0xx is a vibration velocity transducer. The integration and summation of the measured vibration delivers a 4 to 20 mA output, which can be directly interfaced to your PLC. This makes the transducer very popular for monitoring ventilator imbalance and misalignment through out industries. We recommend the quick fit adapter as an ideal method for machine mounting. Several different adapters type is available to suit almost every possible application.

Tip! Please order the desired mounting adapter together with your ordering and specify the desired cable length and measuring range(-0xx)!

Technical Specification

Range of measurement (-0XX)	: 4-20 mA at 0-10mm/s, 0-20mm/s, 0-50mm/s
Measurement error	: < 5%
Drift stability	: ±1% / 10 years
Maximum load impact	: 500g (4900 m/s ²)
Frequency range	: 2 Hz – 1 kHz ± 10% (3dB at 0,8 Hz)
Range of resonance	: > 18 kHz
Measuring range	: max. ± 50g (490 m/s ²)
Insulation	: Capacitive decoupled Case
Output - impedance	: <200Ω
Background noise	: < 0,3 mg
Cross sensitivity	: < 5 %
Power requirement	: 18 - 30 Volt DC at 4 mA to 20 mA
Protection class	: IP67
Spanner size / Torque	: SW 29 mm / 8 Nm
Dimensions Dia. x Length	: Ø 33 mm x 51 mm (Without cable and Quick-fit adapter)
Weight	: 130 Grams
Housing material	: Stainless Steel
Working temperature range	: -40 °C to +120 °C (Without cable and connector)
Temperature sensibility	: 0,08% / K
Screw connection	: 4-pin (PUR / Halogen- and Silicone-free)
	PIN 2 (White) +Ve
	PIN 4 (Black) - Ve
	PIN 1 (Brown) not connected
	PIN 3 (Blue) not connected

Customers services

Tel.: 02327 / 9881-0

This document was prepared with the utmost of care. Changes and errors cannot be completely avoided!

Version

3.2

Valid from

31.05.2010

1 / 2

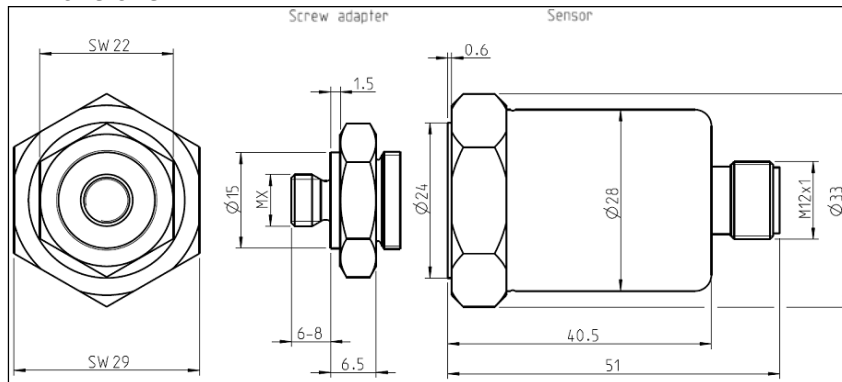
Technical Specifications

VIB 1185AQS-0XX

Status Pro Maschinenmesstechnik GmbH
 Mausegatt 19, 44866 Bochum
 Tel.: 02327 / 9881-0
 Fax: 02327 / 9881-81
 Email: info@statuspro.de



Dimensions



Screw adapter stud and sensor have a quick-fit thread for ease of assembly. A maximum of one turn is necessary to ensure proper assembly of the sensor. Threads available in M6, M8, M10 as well as Adhesive adapter.

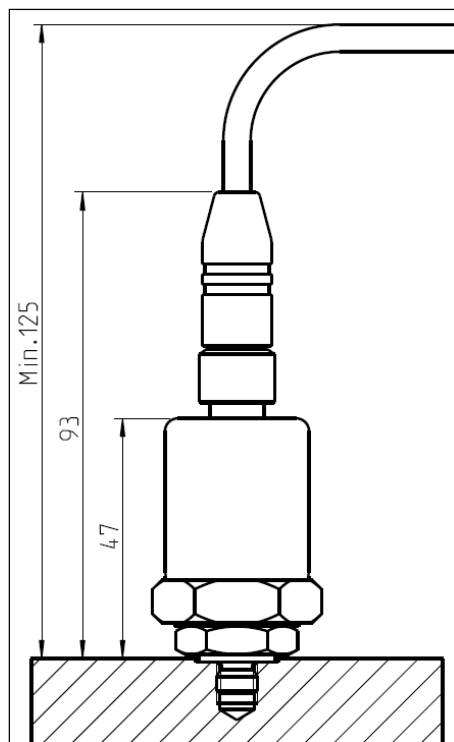
Other threads by request.

Part number:
VIB MS001 Adhesive adapter
VIB MS002 M8-Adapter
VIB MS003 M10-Adapter
VIB M S006 M6-Adapter

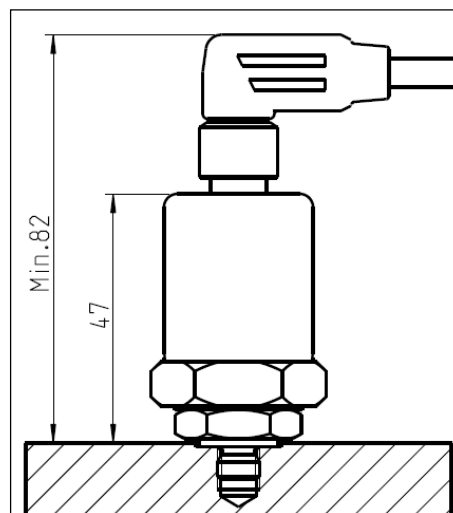
For exact dimensions and torque figures, see TD-MSXXX

Dimensions with:

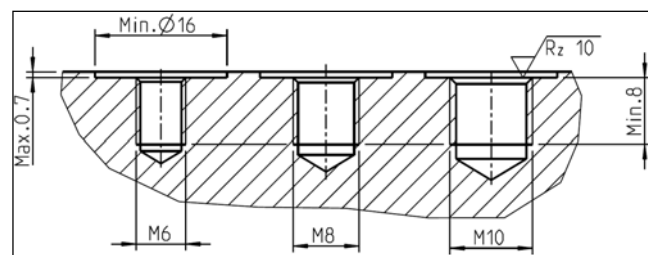
Straight connection



Right angled connector, 90°



Thread variations



Cable alternatives

Part number:
VIB CA-M12-5M Cable length 5m with straight connector plug (Standard)
VIB CA-M12-10M Cable length 10m with straight connector plug
VIB CA-M12-15M Cable length 15m with straight connector plug
VIB CA-M12-30M Cable length 30m with straight connector plug
VIB CA-M12W-5M Cable length 5m with right angled connector 90°
VIB PS-M8 Set with adjustment washers, with right angled connector 90° (cable direction adjustment)

Customers services

Tel.: 02327 / 9881-0

This document was prepared with the utmost of care. Changes and errors cannot be completely avoided!

Version

3.2

Valid from

31.05.2010